



Features

- cUL, UL, and DLC certifications
- Functions with or without a ballast
- Suitable for dry or damp environments
- 50,000-hour lifetime
- 5-year warranty




Applications



Residential



Commercial



Hospitality



Retail



Health & Assisted Care

Specifications

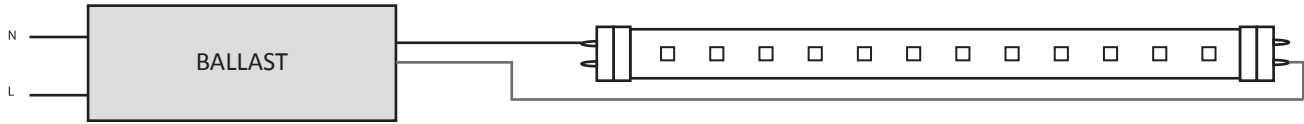
LED	SMD2835	
Type	T8	
Power Consumption	15 W	
Dimmable	No	
CCT	4,000 K / 5,000 K	
Luminous Output	1,785 lm / 1,825 lm	
CRI	> 80	
Input End	Two-end input	
Cover	Clear / Milky Frosted	
Angle	120°	
Input Voltage	100 - 277 V AC	
Luminous Efficacy	With Ballast	Without Ballast
	> 110 lm/W	> 125 lm/W
Power Factor	> .99	
Operating Temperature	-22 °F to 104 °F (-30 °C to 40 °C)	
Dimensions	Length	Ø
2-foot	24 in (600 mm)	1.02 in (26 mm)
4-foot	48 in (1,200 mm)	1.02 in (26 mm)

Model Number (Clear)	Model Number (Frosted)	Correlated Color Temperature (CCT)	Luminous Output
BT8B1504CT2	BT8B1504FT2	4,000 K	1,785 lm
BT8B1504CT4	BT8B1504FT4		
BT8B1505CT2	BT8B1505FT2	5,000 K	1,825 lm
BT8B1505CT4	BT8B1505FT4		

Wiring & Installation

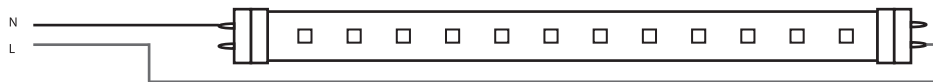
For use as “Plug and Play” direct-replacement:

AC 100-277V



For use as a retrofit kit:

AC 100-277V



Please Note: For replacement installations using 1 ballast and a 3-tube fixture at least 2 ballast-compatible tubes must be used. For replacement installations using 1 ballast and a 4-tube fixture at least 3 ballast-compatible tubes must be used.

Packaging Details

Packaging Type	2-ft T8 (25 pcs/Carton)	3-ft T8 (25 pcs/Carton)	4-ft T8 (25 pcs/Carton)
Dimensions (L x W x H)	26 in x 9.06 in x 9.45 in (660 mm x 230 mm x 240 mm)	37.8 in x 9.06 in x 9.45 in (960 mm x 230 mm x 240 mm)	49.6 in x 9.06 in x 9.45 in (1260 mm x 230 mm x 240mm)